

5. RESEARCH

- ⇒ In the EU 7th Framework Programme for Research and Technological Development there are 68 active projects, among them 13 are in the framework of the Ideas programme of the European Research Council.
- ⇒ There are other 30 international research programmes.
- ⇒ Within Horizon 2020 (EU Framework Programme for Research and Innovation 2014-2020):
 - ◆ 5 proposed projects are being negotiated;
 - ◆ 4 projects have already passed the first evaluation step.
- ⇒ The University participates in 4 of the 54 projects FIR (Future In Research) approved in 2013.
- ⇒ In the framework of PRIN 2012 (programmes of considerable national interest), the University is the 12th for the number of projects approved and the 7th for co-financing granted.

6. THIRD MISSION

Patents (at December 31 st , 2013)	385
Spin Offs (at December 31 st , 2013)	18
Social Innovation: Partnerships and Local Initiatives (2014)	20
Currently Valid Licensing-Assignment- Confidentiality Agreements	13
Main Industrial Research Projects (at December 31 st , 2013)	15
Vocational Guidance: Curricular apprenticeship (Academic Year 2012/2013) <i>(Source: 2014 Evaluation Unit Report)</i>	20,638

7. INTERNATIONALISATION

- ⇒ In the QS World University Rankings Top University 2014, "Tor Vergata" is the 7th among Italian Universities and 305th in the world, gaining 15 positions since 2013.
- ⇒ In the QS World University Rankings Top 50 Under 50 2014 for Universities established within the last 50 years, "Tor Vergata" is the only Italian University and is the 33rd in the world (gaining 5 positions since 2013).
- ⇒ 277 bilateral agreements with European Partner Universities.
- ⇒ Erasmus plus Call for proposals 2014-2015: 900 mobility scholarships for 673 financial agreements signed;
- ⇒ 200 cultural and scientific international cooperation agreements. Among them, an agreement was signed with Harvard University for developing HBT Foundation lines of research, the result of a partnership between the Harvard Medical Faculty Physician, the Beth Israel Deaconess Medical Center and the University of Rome "Tor Vergata".
- ⇒ The number of courses and curricular paths in English increased from 11 to 14.
- ⇒ 13 specialisation courses entirely offered or providing a path in English.
- ⇒ 29 visiting professors financed for at least 3 months in the academic year 2014-2015.
- ⇒ 16 Joint Chairs created with a financing from the Italian Ministry of Education, University and Research for internationalisation for the academic year 2014-2015.


8. DIGITAL UNIVERSITY

- ⇒ On-line services for managing students' career.
- ⇒ 99% Wi-Fi coverage in the Campus.
- ⇒ Access to University cloud services for academic staff, admin staff and students.

Where not indicated otherwise data are from the University of Rome "Tor Vergata".

Last update: November 2014

Università di Roma



THE UNIVERSITY IN FIGURES

(November 17th, 2014)

web.uniroma2.it

1. THE CAMPUS

- ◆ 600 Hectares Wide;
- ◆ 19 Departments, 6 Disciplinary Areas (Economics; Law; Engineering; Arts; Medicine; Mathematics, Physics and Natural Sciences);
- ◆ 112 Courses (bachelor, M.Sc./M.A. and one-cycle), 209 Specialisation Courses, 31 PhD Courses;
- ◆ 350 Lecture Rooms, 29 Computer Labs;
- ◆ 6 Specialist Libraries;
- ◆ Botanical Garden, APR (Archeologia per Roma, i.e. Archaeology for Rome) Museum, "Tor Vergata" Sailing Club, Garden Golf University, Sports Centre and Amateur Sports Club, Campus X (University Residence);
- ◆ Tor Vergata University Hospital.

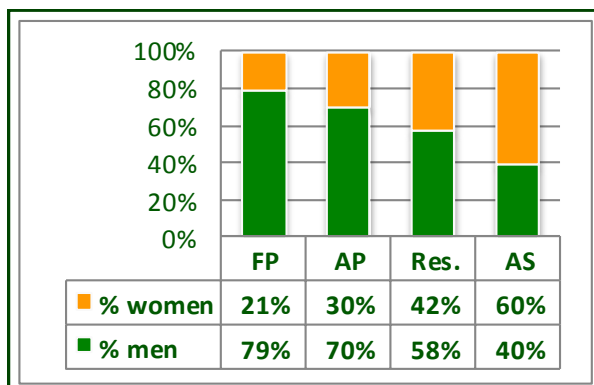
2. HUMAN RESOURCES

Professors, Researchers, Admin Staff

Year	FP	AP	Res.	AS	Total
2011	391	328	726	1,022	2,467
2012	367	323	707	998	2,395
2013	366	330	674	990	2,360
Up to today *	351	344	640	980	2,315

Key: FP: Full Professors; AP: Associate Professors; Res.: Researchers; AS: Admin Staff.
* Last updated November 5th, 2014.

Gender Composition up to Today*

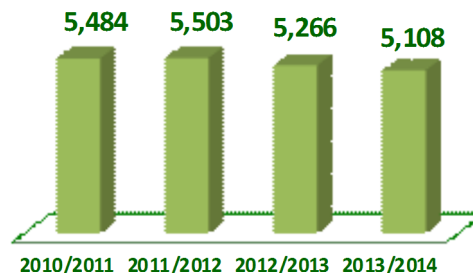


* Last updated November 5th, 2014.

3. TEACHING ACTIVITIES

New Undergraduate Entrance

(bachelor and one-cycle courses; by academic year)



Source: Italian Ministry of Education, University and Research; Students' Register (October 2014).

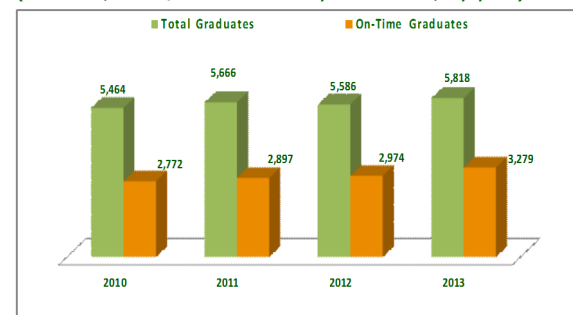
Courses and Enrolled Students

(bachelor, M.Sc./M.A. and one-cycle courses)

Academic Year	Course		Enrolled Students
	Total	Courses in English	
2011/2012	111	8	33,591
2012/2013	112	8	33,504
2013/2014	112	11	32,985

Graduates

(bachelor, M.Sc./M.A. and one-cycle courses; by year)



* On average, 55% of graduates and on-time graduates are women.

PhD Courses and Enrolled Students

Academic Year	PhD Courses	Enrolled Students	% Foreigners	Foreign Associate Structures
2011/12	51	1,655	15.4	141
2012/13	32	1,621	15.7	142
2013/14	31	1,509	16	153

4. TEACHING QUALITY

Graduates Working Condition

(job placement rates for graduates within 12 months following degree completion)

Educational Qualification	Tor Vergata	Italy
Bachelor Degree	47%	41%
M.Sc./M.A. Degree	63%	54%
One-Cycle Degree	33%	33%
Total	51%	44%

Source: AlmaLaurea XVI Report (2014) on 2012 data.

Dropout Rates

(non-enrolled people in second year/enrolled students in previous year)



Active Students*

(percentage of active students out of total students)



*Students who obtained at least 5 University credits in the considered year.

Students Enrolled in the First Year of M.Sc./M.A. Degree Courses

Academic Year	Total Enrolled Students	Students from Other Universities	Attraction Rate
2011/12	5,348	1,485	28%
2012/13	5,414	1,552	29%
2013/14	5,276	1,712	32%